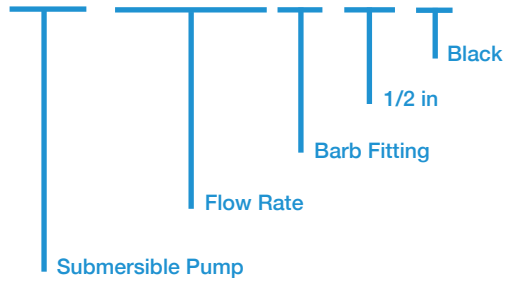


The Part Number:

## 1-SP1000B12B



**PRODUCT NAME:** Submersible Pump

**VOLTAGE:** 24V, 110V, 220V

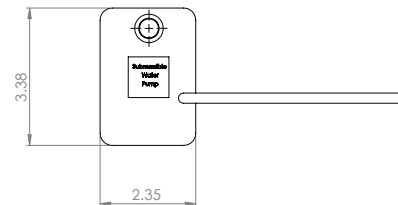
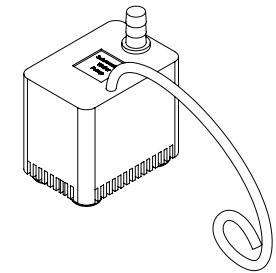
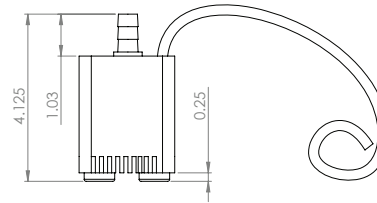
**FEATURES & BENEFITS:**

- Easy water flow adjustment
- Super quiet operation
- Longer operation life

**APPLICATIONS:**

- Marine water and fresh water
- Suitable for fountains, ponds, aquariums, and industrial tanks

**DIMENSIONS:**



Technical Data	
Flow Rate	1000 L/H (264 G/H)
Hmax	180 cm (5.9 ft)
Watt	15 W
Flow Control	Yes
Outlet Connection	1/8 in - 3/4 in